

PCB Sockets
Straight PCB Mount, Dual Beam
Box Type Contacts, 2.54mm Pitch

Product Specification:

Materials and Finish

Insulator: Glass-reinforce thermoplastic, UL-94V-0 rated, color-black

Contact: Phosphor bronze per QQ-B-750, plated full flash gold or selected gold in mating area; 100µ" min. tin-lead on termination area, with entire contact under-plated 50µ" min. nickel

Electrical

Contact Resistance: 15 milliohms max. at 1 ampere DC

Insulation Resistance: 1000 megohms at 500 VDC

Dielectric Withstanding Voltage: 500 VAC/rms 60Hz for one minute

Current Rating: 1 ampere per contact

Voltage Rating: 250 VAC/rms 60Hz

Mechanical

Insertion Force: 240 grams maximum per contact

Withdrawal Force: 60 grams minimum per contact

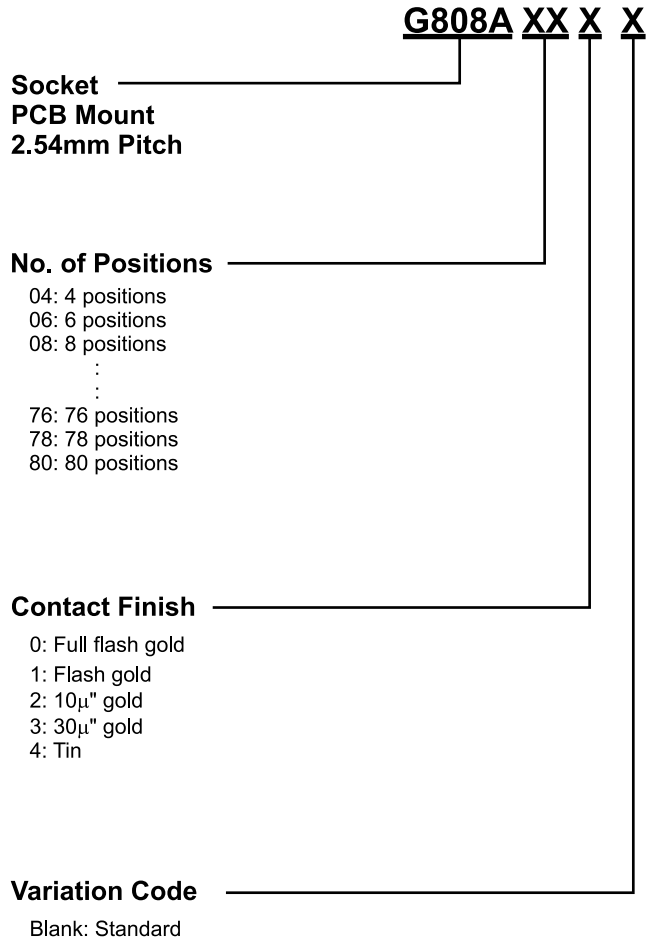
Contact Retention: 980 grams minimum per contact

Durability: See page 9

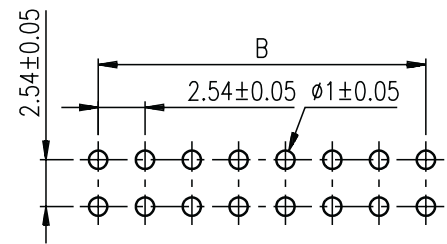
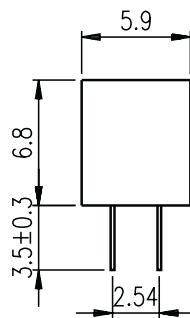
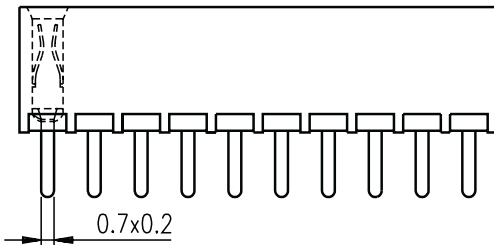
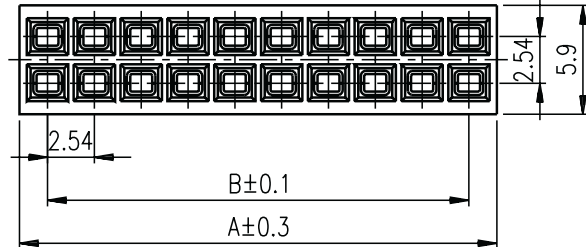

Related Product Data

PC Board Layout: See page 53

Ordering Information:



PCB Sockets
Straight PCB Mount, Dual Beam
Box Type Contacts, 2.54mm Pitch



Recommended PCB Layout

No. of Positions	Dimensions (mm)		No. of Positions	Dimensions (mm)	
	A	B		A	B
4	5.58	2.54	44	56.38	53.34
6	8.12	5.08	46	58.92	55.88
8	10.66	7.62	48	61.46	58.42
10	13.2	10.16	50	64	60.96
12	15.74	12.70	52	66.54	63.50
14	18.28	15.24	54	69.08	66.04
16	20.82	17.78	56	71.62	68.58
18	23.36	20.32	58	74.16	71.12
20	25.90	22.86	60	76.70	73.66
22	28.44	25.40	62	79.24	76.20
24	30.98	27.94	64	81.78	78.74
26	33.52	30.48	66	84.32	81.28
28	36.06	33.02	68	86.86	83.82
30	38.60	35.56	70	89.40	86.36
32	41.14	38.10	72	91.94	88.90
34	43.68	40.64	74	94.48	91.44
36	46.22	43.18	76	97.02	93.98
38	48.76	45.72	78	99.56	96.52
40	51.30	48.26	80	102.10	99.06
42	53.84	50.80			